

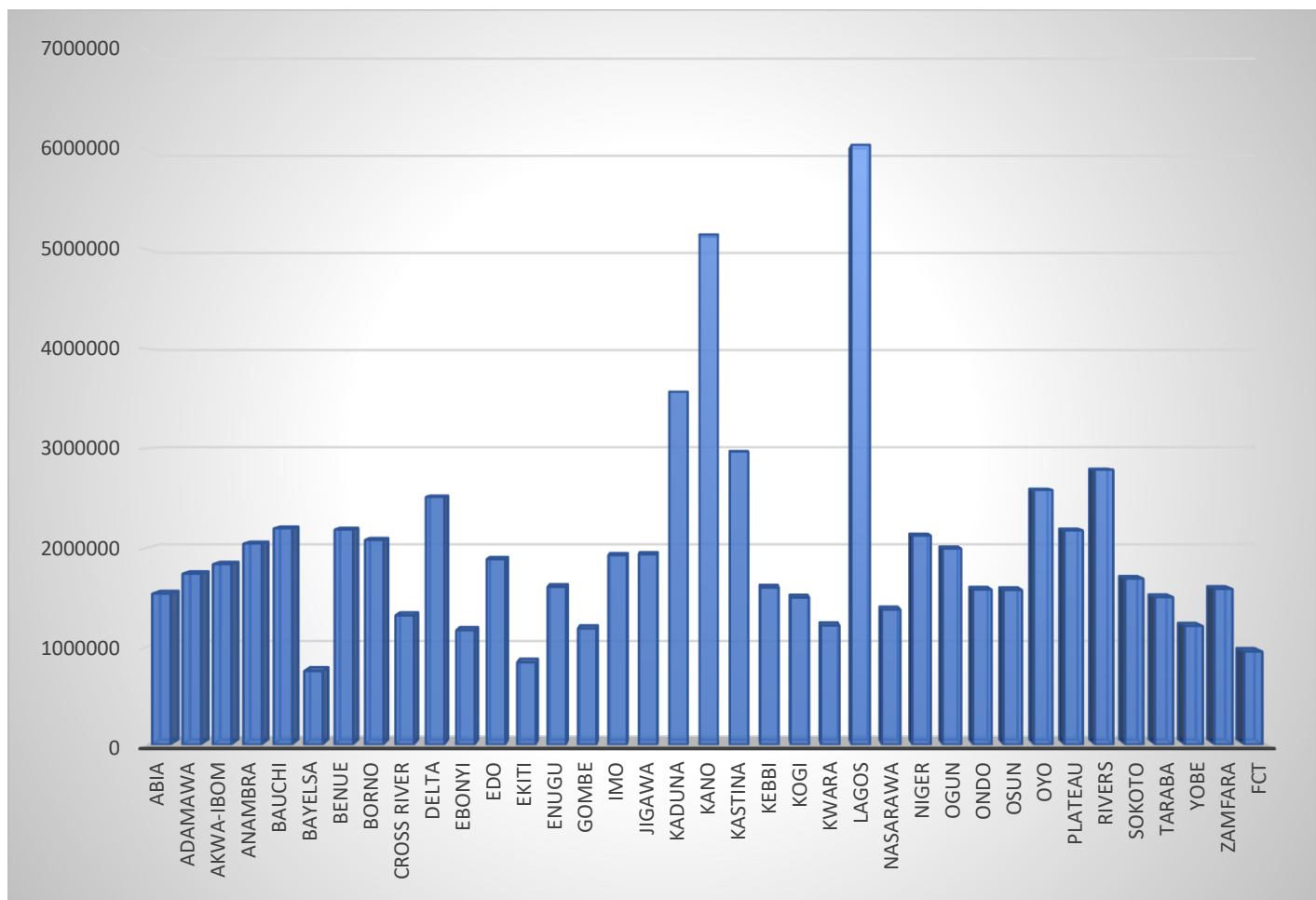
**OYO STATE OCCUPIES 6TH POSITION ON THE NATIONAL VOTERS
REGISTRATION**

The Independence National Electoral Commission in exercising its statutory responsibility has released the figures of registered voters in the country as at 2018. The information as presented by the body stood at 73,995,765. This comprised of 68,833,476 (2015) and 5,162,289 (1st Q2018) which is an increase of 7.5% when compared with the 2015 figure which showed that total registered voters as at 2018 stood at 73,995,765. Oyo State occupies 6th position on the table. The table and chart below showed the position of each State.

STATE	REGISTERED VOTERS (2015)	REGISTERED VOTERS (1st quarter 2018)	TOTAL
Abia	1,396,162	145,789	1,541,951
Adamawa	1,559,012	182,415	1,741,427
Akwa-ibom	1,680,759	157,008	1,837,767
Anambra	1,963,173	80,439	2,043,612
Bauchi	2,054,125	143,029	2,197,154
Bayelsa	610,373	144,021	754,394
Benue	2,015,452	169,011	2,184,463
Borno	1,934,079	146,553	2,080,632
Cross River	1,175,623	147,287	1,322,910
Delta	2,275,264	237,172	2,512,436
Ebonyi	1,074,273	96,769	1,171,042
Edo	1,779,738	107,427	1,887,165
Ekiti	732,021	110,710	842,731
Enugu	1,429,221	180,396	1,609,617
Gombe	1,120,023	69,423	1,189,446
Imo	1,803,030	123,841	1,926,871
Jigawa	1,831,276	104,523	1,935,799
Kaduna	3,407,222	162,015	3,569,237
Kano	4,975,701	173,369	5,149,070
Kastina	2,827,943	139,430	2,967,373
Kebbi	1,470,648	132,364	1,603,012
Kogi	1,350,883	150,850	1,501,733
Kwara	1,142,267	77,260	1,219,527
Lagos	5,822,207	225,949	6,048,156
Nasarawa	1,242,667	138,187	1,380,854

Niger	2,014,317	110,048	2,124,365
Ogun	1,829,534	164,049	1,993,583
Ondo	1,524,655	57,097	1,581,752
Osun	1,407,107	170,715	1,577,822
Oyo	2,415,566	167,190	2,582,756
Plateau	2,001,825	174,198	2,176,023
Rivers	2,537,590	248,831	2,786,421
Sokoto	1,611,929	81,001	1,692,930
Taraba	1,340,652	165,250	1,505,902
Yobe	1,099,970	114,484	1,214,454
Zamfara	1,495,717	92,846	1,588,563
FCT	881,472	71,343	952,815
Total	68,833,476	5,162,289	73,995,765

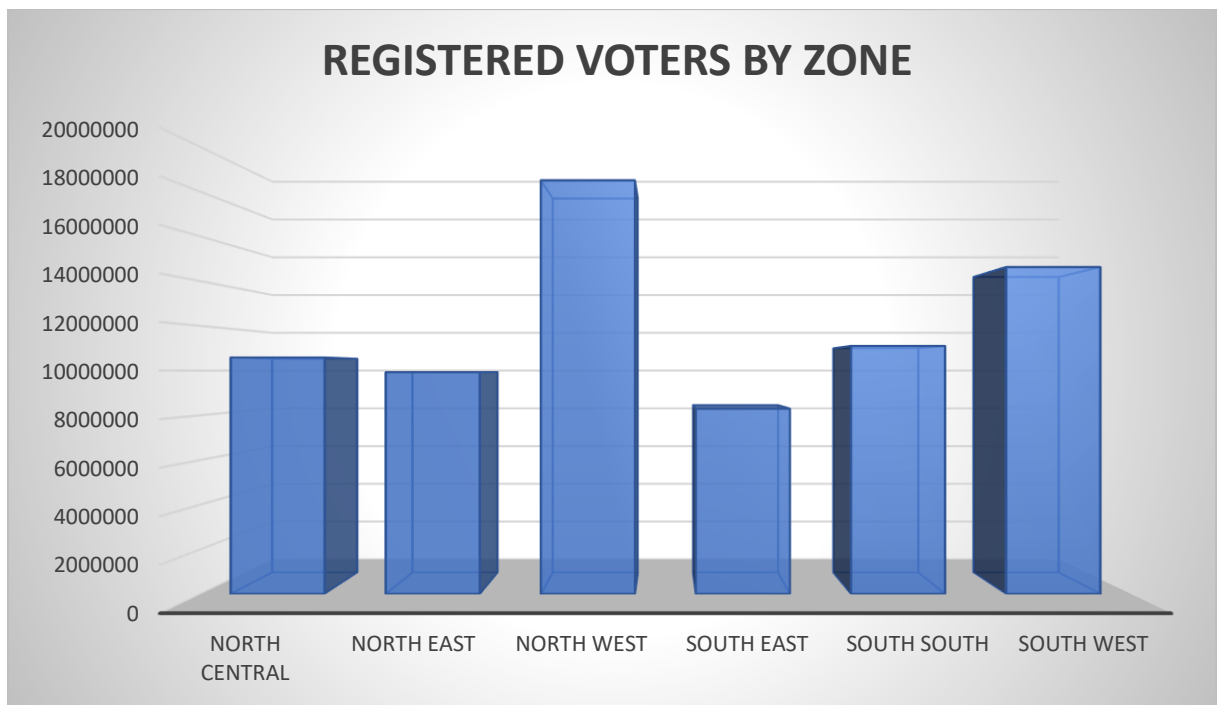
REGISTERED VOTERS IN NIGERIA BY STATE



ANALYSIS ON ZONAL BASIS

On zonal basis the Northwest has the highest number of registered voters figure of 18,505,980, followed by the Southwest zone with 14,626,800 registered voters and the least is Southeast with total registered voters of 8,293,093. The table below show the position of each zone.

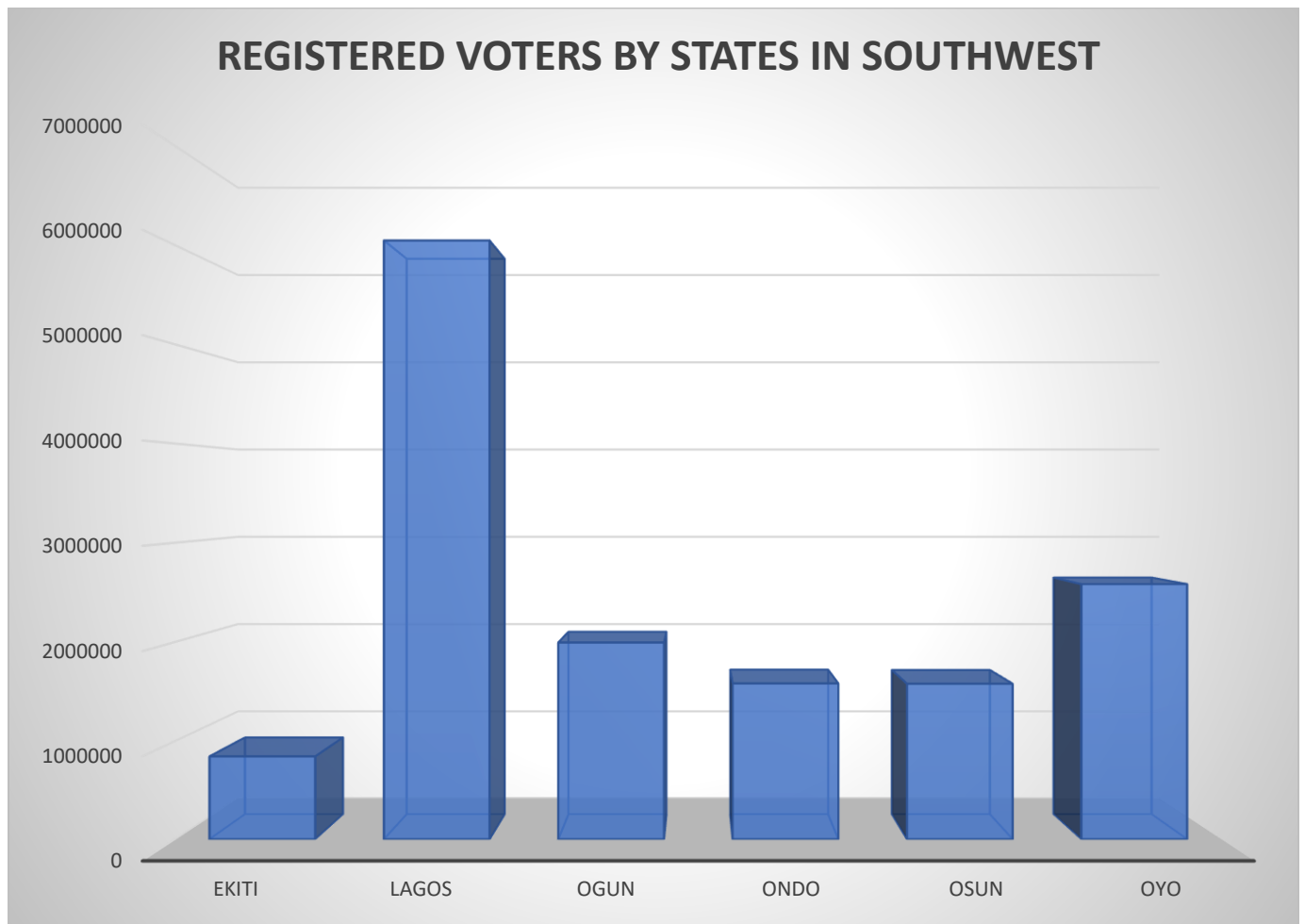
ZONE	NUMBER OF REGISTERED VOTERS
North Central	10,586,965
North East	9,929,015
North West	18,505,984
South East	8,293,093
South South	11,101,093
South West	14,626,800
TOTAL	73,995,765



ANALYSIS OF SOUTHWEST ZONE

The Southwest zone which comprises of Ekiti, Lagos, Ondo, Ogun, Osun and Oyo States has a total of 14,626,800. Lagos State has the highest registered voters of 6,048,156 while Ekiti has the lowest figure of 842,731 registered voters. Oyo State hold the 2nd position with total registered voters of 2,582,756.

STATE	REGISTERED VOTERS (2015)	REGISTERED VOTERS (1 st Q 2018)	TOTAL
Ekiti	732,021	110,710	842,731
Lagos	5,822,207	225,949	6,048,156
Ogun	1,829,534	164,049	1,993,583
Ondo	1,524,655	57,097	1,581,752
Osun	1,407,107	170,715	1,577,822
Oyo	2,415,566	167,190	2,582,756



Ekiti State has the highest increase of registered voters which is 15% when compared with the 2015 figure while Ondo State has the least which is 3.7% and Oyo State has 6.9%.

STATE	REGISTERED VOTERS (2015)	REGISTERED VOTERS (1 st Q 2018)	% INCREASE
Ekiti	732,021	110,710	15
Lagos	5,822,207	225,949	3.8
Ogun	1,829,534	164,049	8.9
Ondo	1,524,655	57,097	3.7
Osun	1,407,107	170,715	12
Oyo	2,415,566	167,190	6.9

